

SCHÖNOX RENOTEX® 3D SYSTEM FOR MULTI-FAMILY, SENIOR LIVING, AND APARTMENT BUILDINGS



Take your business to a whole new level.
Call 855.391.2649 or visit hpsubfloors.com to learn
how your projects run smoother with Schönox On It.



SCHÖNOX RENOTEX® 3D

The apartment, multi-family, and senior housing segments are growing rapidly. Innovative solutions fulfill sound-dampening, insulation, and fire-resistance needs developed in response to this growth. Schönnox has engineered the Renotex® 3D System to not only meet, but exceed these needs. This versatile and customizable system combines Renotex® 3D, a mineral wool sound insulation layer, Schönnox RS 50 foam tape, and Schönnox AP Rapid Plus to provide a fast and cost-effective subfloor renovation system. Reduce labor expenses as well as excessive time and material waste with our one-of-a-kind system. Once the system is in place, you have a smooth, level, and long-lasting surface ready for installation of a variety of floor coverings.

- Designed with sound-dampening and fire-resistance qualities in mind
- Hybrid Active-Dry Technology for fast turnaround times
- Dust-reduced qualities to help keep the environment clean
- Easy application and minimized job site demolition
- Drying times not sensitive to thickness or climate conditions



THE ESSENTIALS OF RENOVATING WOOD CONSTRUCTION

New or remodeling projects, especially those in the multi-family and senior housing markets, can be challenging when critical substrates are damaged by normal wear and tear through the years. What's the advantage of renovating versus demolition on projects like this?

- Costs are mitigated when a load-bearing substrate can be rehabbed.
- Installation times are minimized thanks to the rapid dry time.
- Residents are only briefly displaced throughout the process.

The Schönox Renotex® 3D System is designed to create a new substrate for subsequent floor covering installations. The Hybrid Active-Dry Technology reduces shrinkage and is self-leveling and rapid-drying. Schönox AP Rapid Plus offers professional flooring installers the opportunity to build up a true self-leveling, load-bearing, porous substrate, suitable for wood or other flexible materials, such as luxury vinyl tile or carpet tile. Combined, the system is strong, versatile, and durable.

SCHÖNOX FAMILY OF SYNTHETICS

Our Schönox Renotex® 3D System features Schönox AP Rapid Plus, synthetic hybrid self-leveling compound. However, the Schönox family of synthetic products begins with Schönox AP and Schönox APF synthetic gypsum self-leveling compounds, and Schönox AST synthetic gypsum-based smoothing and drying compound. Schönox synthetic gypsum compounds are ideal when facing multi-family, healthcare, residential, or other subfloor issues on gypsum, concrete, cement, wood and old, existing substrates. Rapid-drying, incredibly strong, and beautifully smooth, Schönox AST, AP and APF are your solutions to the worst problems. Schönox AP Rapid utilizes the same Hybrid Active-Dry Technology as AP Rapid Plus and is designed for fast-track installations on most substrates in interior areas. This revolutionary technology gives AP Rapid and AP Rapid Plus the benefits of both worlds by combining the versatility, strength, and durability of synthetic gypsum with the speed of fast-curing cement. Each Schönox synthetic compound is dust-reduced, offers low VOCs, and contributes credits to your LEED projects.



INSTALLATION OF THE SCHÖNOX RENOTEX® 3D SYSTEM

The Schönnox Renotex® 3D System is designed to be installed on any type of suitable wood substrate. In new construction, no specific preparation is required. In renovation, you may leave acceptable, existing floor coverings in place if installed over sound wood substrates. Damaged areas, including large cracks, voids, or breakouts, must be addressed accordingly to prevent Schönnox AP Rapid Plus self-leveler from flowing through the construction.


The sound insulating underlayment is cut to size and loose-laid, sheet-to-sheet, on the wood substrate. Take care to minimize any voids or joints to a width less than 1/8" between the sheets. The high density of the underlayment allows for walkability at any time. After the area has been properly covered with the sound-insulating underlayment, the gaps to the perimeter should be closed adhering the RS 50 foam tape to any vertical structure. The foam adds sound insulation, while the self-sticking lip glues down to the mineral wool to prevent the AP Rapid Plus from flowing underneath.

Always follow the directions of the floor covering manufacturer regarding specific substrate conditions before installing the covering. It is always recommended that the substrate be free of any debris before installation.



RANGE OF APPLICATION

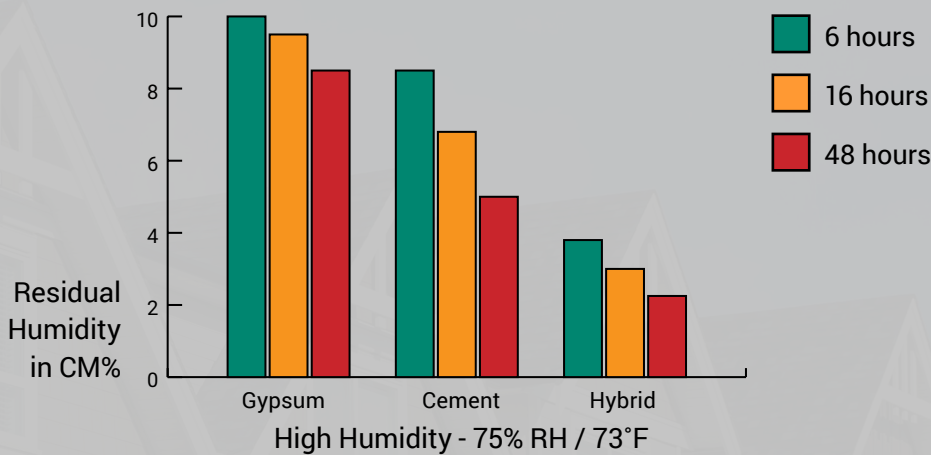
A sound-dampening, fire-rated subfloor solution for wood construction, such as specified in multi-family projects, apartment buildings, student housing or senior living facilities.

Substrate	Any wooden substrate in a renovation or new construction
Priming	No priming required
Sound Insulation / Decoupling	1/2" mineral wool underlayer Vertically insulated by installing Schönox RS 50 Foam Tape to any vertical structures
Reinforcement	Schönox Renotex® 3D
Leveling	Schönox Renotex® 3D must be completely covered by pouring Schönox AP Rapid Plus at a minimum thickness of 1/2"
Compressive Strength (ASTM 109/mod-aire cure only)	Schönox AP Rapid Plus 6300 PSI after 28 days 3800 PSI after 1 day
Flexural Strength (ASTM C348)	Schönox AP Rapid Plus + Schönox Renotex® 3D approximately 2,000 PSI after 28 days 
IIC / STC / AIIIC (ASTM E989-06 / ASTM 2179)	Exceeds IIC 50 / STC 50
UL Classification	UL FIRE RESISTANCE DIRECTORY: R38619 Included design modifications: L502, L503, L504, L505, L506, L507, L508, L509, L510, L511, L512, L513, L514, L515, L516, L517, L518, L519, L520, L522, L523, L524, L525, L526, L527, L528, L529, L530, L532, L533, L534, L535, L536, L537, L538, L539, L540, L541, L542, L543, L545, L546, L547, L549, L551, L552, L556, L557, L558, L560, L562, L563, L564, L565, L569, L570, L573, L574, L576, L577, L579, L581, L583, L585, L588, L589, L590, L592, L593, M500, M502, M503, M504, M505, M506, M507, M508, M510, M513, M514, M517, M18, M519
Fire Rating (ASTM E84)	Schönox AP Rapid Plus UL-classified in accordance with ASTM E84 (ANSI/UL 723): Flame Spread 0; Smoke Development 0

For more information, refer to the product technical data sheets.

AP RAPID PLUS DRYING SPEED

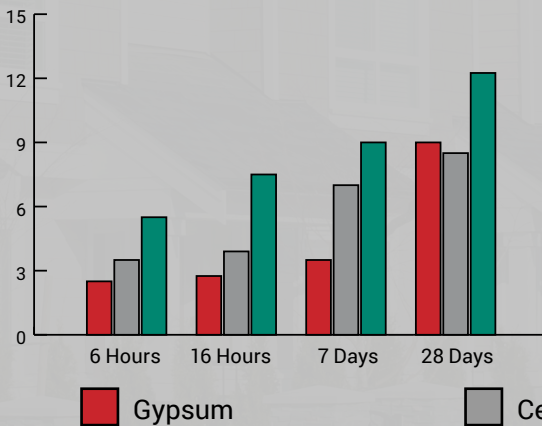
Residual Humidity - 7/8" Layer Thickness



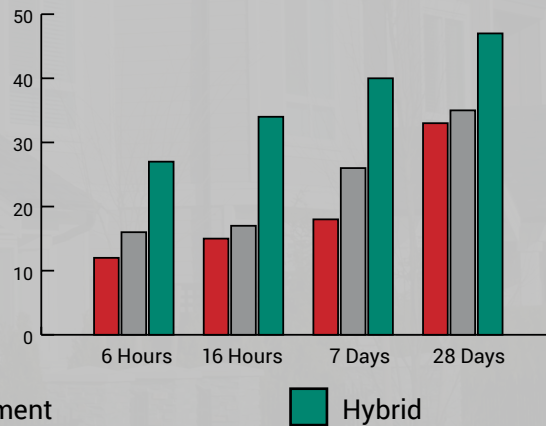
Drying speed based on AP Rapid Plus at 7/8". AP Rapid Plus may be poured at a thickness of 1/2" up to 3" with the Renotex® 3D System. Consult with your Schönox representative for more information.

AP RAPID PLUS FLEXURAL / COMPRESSIVE STRENGTH

Flexural Strength in N/mm² @ 68°F



Compressive Strength in N/mm² @ 68°F



Installation of floor covering

After the leveling compound is thoroughly dry, any type of flexible floor covering, wood floor, or ceramic tile may be installed on top following the referring product data sheet.




Installing the insulation layer and Schönox RS 50

The insulation is loose-laid to the existing wood substrate, leaving a gap of approx. 1/8" to the perimeters. Schönox RS 50 foam tape decouples the insulation layer from any vertical structure.



Installing Schönox Renotex® 3D

The fabric is cut to shape using electrical scissors. The fabric is flattened lengthwise to overlap approximately 2". Adhere ends of Renotex® 3D along walls using double-sided tape, when necessary, to eliminate any possible curl.



Installing Schönox AP Rapid Plus

Schönox AP Rapid Plus is installed completely covering Schönox Renotex® 3D by using barrel mixer or pump and simply walking over the fabric. The system cures overnight to a completely decoupled, floating, and self-bearing system.



SCHÖNOX RENOTEX® 3D PRODUCT DATA

MATERIAL

- Front - Glass fiber
- Back - Glass fiber
- Chain binding - Textured polyester
- Pile warp - Polyethylene

ROVING PER SQUARE METER FRONT AND BACK

- 0° - 79°
- 90° - 109°

MESH SIZE FRONT AND BACK

- 0° - 10 mm / .39"
- 90° - 7 mm / .28"

ROLLS PER PALLET

- 6

WEIGHT PER ROLL

- 73 lbs.

PALLET WEIGHT

- 485 lbs.

ROLL DIMENSIONS

- 2m x 25m
- 78.74" x 984.25"
- 6.56' x 82.02'

COVERAGE PER ROLL

- Approx. 540 sq. ft.

AP RAPID PLUS PRODUCT DATA

PRODUCT CHARACTERISTICS

- For interior use only
- Designed for fast-track installations over critical substrates
- Dust-reduced properties
- Self-leveling
- Suitable on underfloor heating systems
- Very low shrinkage
- Pumpable
- Suitable for castor wheel loadings
- Layer thicknesses above 1/8" up to 3"

ABOUT SCHÖNOX AP RAPID PLUS

Schönox AP Rapid Plus is suitable for filling, smoothing, and leveling of substrates under:

- Flexible coverings
- Wood floor, layer thickness above 1/8"

Suitable on:

- Concrete and cement substrates
- Gypsum substrates
- Old floorings, such as ceramic tiles, terrazzo, sheet vinyl, rubber, and resilient floor coverings
- Old, water-resistant adhesive residues
- OSB board and plywood
- In combination with decoupled Renotex® 3D System installation

MIXING RATIO

- Mix each 55lb. bag with 4.2 liters / 4.5 quarts of water
- To extend AP Rapid Plus, we recommend mixing with dry, clean aggregate at a layer thickness above 2". Type and amount of aggregate used will affect product performance. We recommend performing tests before use on a larger scale.
- **Do not overwater!** Foam while mixing or settling of the sand aggregate while placing, indicates overwatering.

TECHNICAL DATA

- Pot life: approx. 30 minutes at 68°F
- Ready for foot traffic: approx. 2-3 hours
- Ready for covering:
 - after 16 hours at 1/2" thickness
 - after 48 hours at 2" thickness
- Working temperature: 41°F - 90°F
- Coverage per unit: approx. 14 sq. ft. at 1/2"
- Compressive strength (ASTM C109):
 - 6300 PSI after 28 days
 - 3800 PSI after 1 day

The Schönox Renotex® 3D System, in combination with Schönox AP Rapid Plus, is UL Classified.



LEED V4

May help contribute to LEED v4 certification of projects in these categories:

- EQc2 – 3 points
Low-Emitting Materials
- MRc1 – up to 2 points
Life-Cycle Impact Reduction
- MRc2 – 1 point
Environmental Product Declaration
- MRc3 – 1 point
Sourcing of Raw Materials
- MRc4 – 1 point
Material Ingredients

©2020, HPS, RENOTEX 3D MULTI-FAMILY-SELL SHEET_20-763

For more product information, always refer to our Technical Data Sheets, available at hpsubfloors.com or on the Schönox App.

Take your business to a whole new level.
Call 855.391.2649 or visit hpsubfloors.com to learn how your projects run smoother with Schönox On It.

